


BWL

Pan head sheet metal screw, PH



Description

Type of installation	This screw does not require prior drilling.
Material	Zinc plated carbon steel

Product made to order.

Features and advantages




Pan head with PH drive

Pan head ensures the correct tightness of the installed member. Commonly used PH drive makes installation easier.



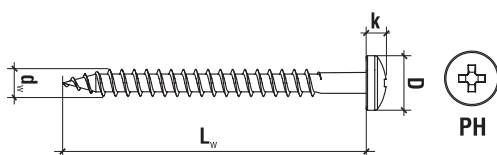
Correct thread pitch and length

The right pitch ensures correct installation of metal members.



Sharp point

Sharp point ensures easier and faster screw installation.



	Code	$d_w \times L_w$ [mm]	D [mm]	k [mm]	PH	Pcs
ø4.2	BWL-42013	4.2 x 13	8	3.2	PH 2	1000
ø6.3	BWL-63070	6.3 x 70	12	4.5	PH 3	200
	BWL-63100	6.3 x 100	12	4.5	PH 3	100
	BWL-63120	6.3 x 120	12	4.5	PH 3	100

Product made to order