


# WBWT Pan head sheet metal screw, TX



## Description

Type of installation	This screw does not require prior drilling.
Material	Zinc plated carbon steel


Product made to order.

## Features and advantages



### Pan head with TX drive

Pan head ensures the correct tightness of the installed member. TX drive guarantees optimum torque transfer.



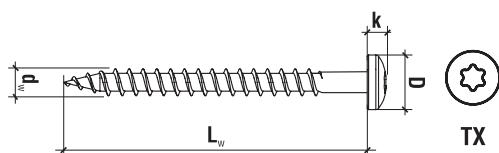
### Correct thread pitch and length

The right pitch ensures correct installation in PVC frames.



### Sharp point

Sharp point ensures easier and faster screw installation.



	Code	$d_w \times L_w$ [mm]	D [mm]	k [mm]	TX	Pcs
<b>ø5.0</b>	<b>WBWT-50090</b>	<b>5.0 x 90</b>	9.5	3.2	TX 25	200

Product made to order