

WKCS

Construction flat head screw, TX



PN-EN 14592:2008
+A1:2012



made to order

Description

Application	Screw for connecting structural wood elements including solid wood, glued laminated timber, X-Lam and LVL timber panels and wood-based panels.
Type of installation	This screw does not require prior drilling.
Substrate	Chipboard, plywood, wood, sterling board, MDF board
Material	Zinc-plated low carbon steel

Features and advantages



Wax coating

Wax coating applied during the production process significantly reduces the torque. This makes the installation easier, faster and saves energy, which is important in the case of battery-powered tools.



Screw length

We manufacture screws up to 320 mm long, which enables you to fasten materials up to 240 mm thick



Counter-sunk head with TX drive

Countersunk head ensures flush fitting of the screw in the installed member. TX drive guarantees optimum torque transfer.



Cutting ribs Self-countersinking head ensures aesthetic finish result.



Shank ribs Shank ribs reduces driving torque by reaming the hole.



Serrated thread Special cutting notches on the thread cut wood structural fibres while the screw is advancing

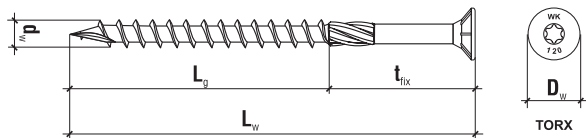




Special cutting point Notched thread tip makes the start of installation easier and prevents timber from splitting

How to read the code, e.g. WKCS-08080?

WKCS	08	080
Type	Diameter 8.0mm	Length 80mm

WKCS Construction flat head screw, TX



	Code	$d_w \times L_w$ [mm]	L_g [mm]	t_{fix} [mm]	D_w [mm]	TX 	Pcs 
ø8.0	WKCS-08080	8.0 x 80	50	30	15	TX 40	100
	WKCS-08100	8.0 x 100	50	50	15	TX 40	100
	WKCS-08120	8.0 x 120	80	40	15	TX 40	100
	WKCS-08140	8.0 x 140	80	60	15	TX 40	100
	WKCS-08160	8.0 x 160	80	80	15	TX 40	100
	WKCS-08180	8.0 x 180	80	100	15	TX 40	100
	WKCS-08200	8.0 x 200	80	120	15	TX 40	100
	WKCS-08220	8.0 x 220	80	140	15	TX 40	100
	WKCS-08240	8.0 x 240	80	160	15	TX 40	100
	WKCS-08260	8.0 x 260	80	180	15	TX 40	100
	WKCS-08280	8.0 x 280	80	200	15	TX 40	100
	WKCS-08300	8.0 x 300	80	220	15	TX 40	100
ø10	WKCS-10120	10 x 120	80	40	18	TX 40	50
	WKCS-10140	10 x 140	80	60	18	TX 40	50
	WKCS-10160	10 x 160	80	80	18	TX 40	50
	WKCS-10180	10 x 180	80	100	18	TX 40	50
	WKCS-10200	10 x 200	80	120	18	TX 40	50
	WKCS-10220	10 x 220	80	140	18	TX 40	25
	WKCS-10240	10 x 240	80	160	18	TX 40	25
	WKCS-10260	10 x 260	80	180	18	TX 40	25
	WKCS-10280	10 x 280	80	200	18	TX 40	25
	WKCS-10300	10 x 300	80	220	18	TX 40	25
	WKCS-10320	10 x 320	80	240	18	TX 40	25

WKCS Construction flat head screw, TX

CHARACTERISTIC RESISTANCE

Resistance	Unit	WKCS ø8	WKCS ø10
C24 class timber			
Characteristic pull-out strength (perpendicular to the grain)	$f_{ax,k}$ [N/mm ²]	17.07	14.17
Characteristic pull-out strength (parallel to the grain)	$f_{ax,k}$ [N/mm ²]	10.14	8.76
Characteristic head pull-through strength	$f_{head,k}$ [N/mm ²]	20.81	20.04
Characteristic tensile strength	$f_{tens,k}$ [kN]	19.78	34.83
Characteristic torsional strength	$f_{tor,k}$ [Nm]	28.68	32.72
Characteristic insertion moment	$R_{tor,k}$ [Nm]	7.81	16.21
Characteristic plasticizing moment	M_{yk} [Nmm]	33429	59716

Sample application of WKCP - countersunk installation

